

Medical Bedhead Units

GENTEC® medical bedhead units are primarily designed for the use of bed areas in general ward, operating rooms, and intensive care units and other medical facilities. They provide a range of functionalities including the supply of medical gases, medical vacuum, anesthetic waste gas evacuation, power distribution, communication connections, and lighting.

6110 Series



6120 Series



6210 Series



6220 Series



6310 Series



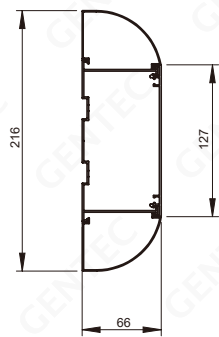
6311 Series



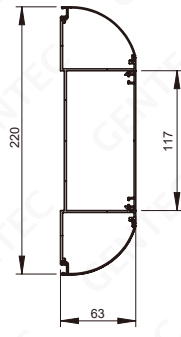
Features

- Aluminum alloy, powder coated to protect against oxidation.
- Single & dual trunks are available.
- Gas and electrical channels are separated by trunks to ensure safety.
- Easy installation and maintenance
- Color can be customized.
- 100% tested for leakage

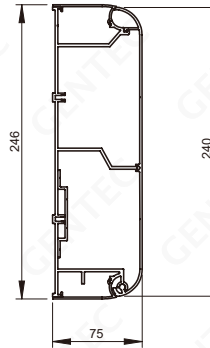
Dimension (mm)



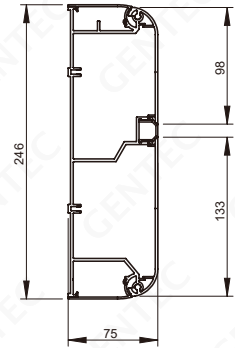
6110



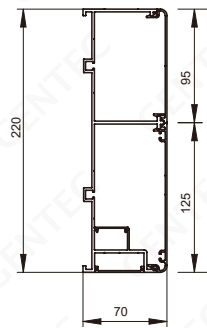
6120



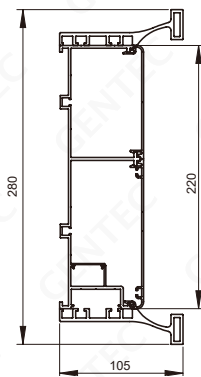
6210



6220



6310



6311

Ordering Information

EX: 6110	- O	- OH	- L	- 1.2
Model	Gas Service	Outlets Model	Electric Appliance	Length
6110: Single trunk	O: O ₂	OH: Ohmeda®	L: Light	1.2: 1.2 m
6120: Striped single trunk	V: VAC	DS: DISS	S: Switch	2: 2 m
6210: Dual trunk	A: AIR	CH: Chemetron®	C: Nursing call
6220: Striped dual trunk	2: N ₂ O	PB: Puritan-Bennett		
6310: ICU	2O: two O ₂	FS: France-style		
6311: ICU with up and down rails		GS: German-style		
		BS: British-style		
		JIS: Japanese-style		
		SIS: Australian-style		